

Charity Report

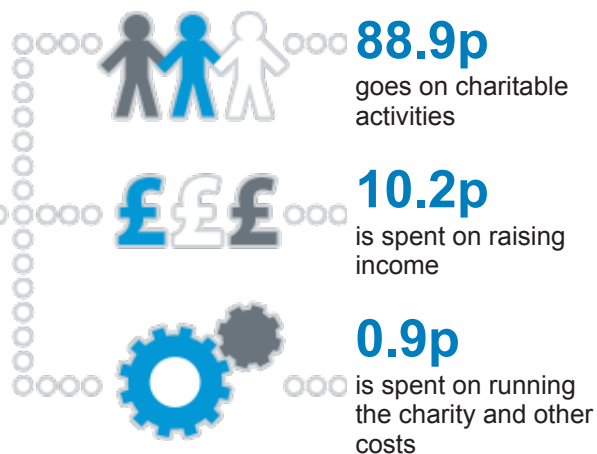


Bridge2Aid

(Charity no. 1092481) Year ending 31 December 2013

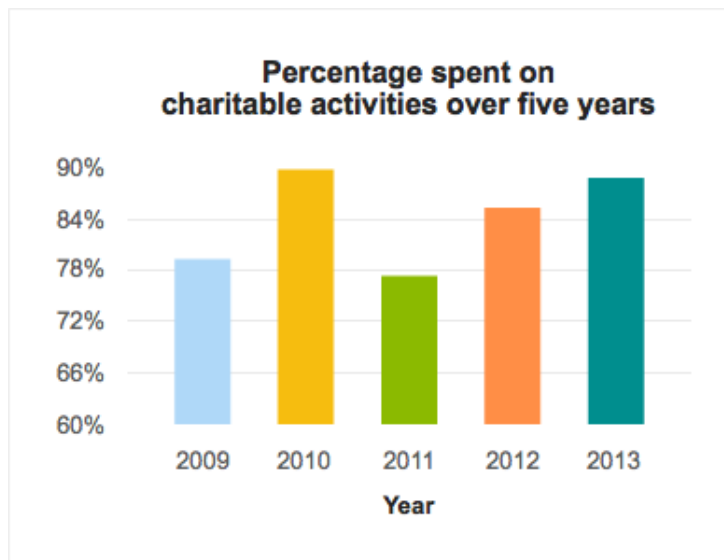
What their money is spent on

For every
£1 spent...



Charity Choice has used a specific [methodology](#) to enable a basic comparison of how charities spend their money. However, these organisations are required to raise income and spend funds in very different ways, so we recommend further research if you wish to fully understand the context.

What goes on charitable activities



Some charities will spend less on charitable activities as they need to spend more on other areas (e.g. generating funds) to enable the charity to run as efficiently as it can. This is not unusual and does not mean the charity isn't fulfilling its objectives.

Fundraising

For every
£1 spent on
fundraising...

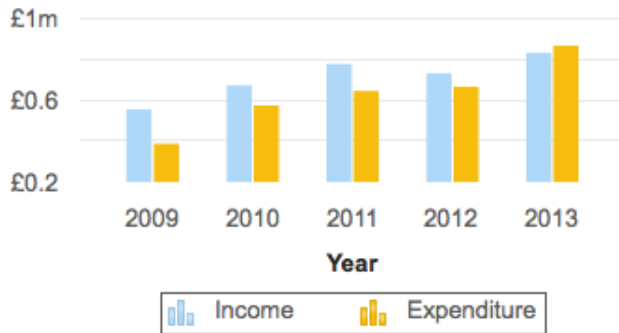


£3.53
is raised

The charity raised an additional **£225,000** in the year ending 31 December 2013 through their fundraising efforts

Five year financial information

Income and expenditure over five years



Income is the total amount of money earned in the financial year.

Expenditure is the total amount spent by the charity in the year.

	2009	2010	2011	2012	2013
Income	£558,000	£674,000	£781,000	£734,000	£836,000
Expenditure	£388,000	£576,000	£647,000	£669,000	£870,000

Contact us

Well House, The Chipping, Gloucestershire, Wotton-Under-Edge, Gloucestershire GL12 7AD
01453 844373

Powered by
Charity Financials
A Wilmington Company

For more information on this charity or any other charity registered in England & Wales, subscribe to Charity Financials. Request a demo at www.charityfinancials.co.uk or call Alex on 020 7324 2350

© Wilmington Publishing & Information Ltd, a division of the Wilmington Group PLC, a limited company registered in England & Wales. Registered office: 6-14 Underwood Street, London N1 7JQ. Company Registration Number: 03368442. VAT No: GB 899 3725 51

[View our methodology](#)